


5 Ways to Fix a Chicken

Ingredients:

- 1 Hen Feathers panel
- 2 yds. red check
- 2 yds. chicken stripe
- 1 yd. brown tonal
- ½ yd. red texture

Combine above fabrics to make a Who Will Help Me apron, Just Another Day in the Coop wall hanging, Bless Our Nest wall hanging, Friend of a Feather wall hanging and hot pads. Stitch with care and enjoy with friends!




www.wingandaprayerderdesign.com

5 Ways to Fix a Chicken

Ingredients:

- 1 Hen Feathers panel
- 2 yds. red check
- 2 yds. chicken stripe
- 1 yd. brown tonal
- ½ yd. red texture

Combine above fabrics to make a Who Will Help Me apron, Just Another Day in the Coop wall hanging, Bless Our Nest wall hanging, Friend of a Feather wall hanging and hot pads. Stitch with care and enjoy with friends!




www.wingandaprayerderdesign.com

5 Ways to Fix a Chicken

Ingredients:

- 1 Hen Feathers panel
- 2 yds. red check
- 2 yds. chicken stripe
- 1 yd. brown tonal
- ½ yd. red texture

Combine above fabrics to make a Who Will Help Me apron, Just Another Day in the Coop wall hanging, Bless Our Nest wall hanging, Friend of a Feather wall hanging and hot pads. Stitch with care and enjoy with friends!




www.wingandaprayerderdesign.com

5 Ways to Fix a Chicken

Ingredients:

- 1 Hen Feathers panel
- 2 yds. red check
- 2 yds. chicken stripe
- 1 yd. brown tonal
- ½ yd. red texture

Combine above fabrics to make a Who Will Help Me apron, Just Another Day in the Coop wall hanging, Bless Our Nest wall hanging, Friend of a Feather wall hanging and hot pads. Stitch with care and enjoy with friends!



www.wingandaprayerderdesign.com